



Russian
Energy Week
2024

26–28
September
Moscow

 **ROSCONGRESS**
Building Trust



INFORMATION FOR PARTICIPANTS

rusenergyweek.com



WELCOME TO THE RUSSIAN ENERGY WEEK INTERNATIONAL FORUM!

 **26–28 September 2024, 08:00–20:00**

 **Manege Central Exhibition Hall**
([1, Manezhnaya Ploshchad, Moscow](#))

On 26-28 September, an Exhibition of Equipment and Technologies for the Fuel and Energy Industry will be organized for the first time as part of Russian Energy Week in the Gostiny Dvor ([4, Ulitsa Ilyinka, Moscow](#)).

We recommend that you arrive at the venue in good time, at least 30–40 minutes before the start of the event of your interest. The journey time from any Moscow airport to the REW 2024 venue is approximately one hour (depending on the traffic).

To access the Forum venue, you need to [collect an accreditation badge](#). A valid [PCR test](#) for COVID-19 is required to enter Manege on 26 September. A PCR test is not needed to access the Manege on 27 and 28 September and to visit the Exhibition of Equipment and Technologies for the Fuel and Energy Industry.

REW online community



[rusenergyweek_info_bot](#) (chatbot)



[Roscongress Direct](#)

Contact info



+7 (495) 640 5844



info@rusenergyweek.com



rusenergyweek.com

Roscongress mobile app



Search term: roscongress

CONTENTS

ENTRY INTO RUSSIA FOR FOREIGN PARTICIPANTS	4
Documents required at the border	4
How to apply for a visa?	4
ARRIVAL IN MOSCOW	5
By air	5
By rail	6
Hotel accommodation	6
Weather in Moscow	6
FORUM VENUE	7
Transport logistics	7
ACCESS TO THE FORUM VENUE	8
How do I enter the Forum venue?	8
Badge collection	9
PCR testing to enter the Manege on 26 September	11
Access to the plenary session	14
FORUM PROGRAMME	15
Business programme	15
Youth Day	16
3 rd 'Territory of Energy Dialogue' Scientific and Practical Conference.....	16
CULTURAL PROGRAMME	17
FORUM EXHIBITION	17
Forum partner presentation areas in Manege.....	17
Exhibition of Equipment and Technologies for the Fuel and Energy Industry	18
Roscongress Foundation's 'Country's Human Potential' Ecosystem of Projects.....	19
SERVICES FOR PARTICIPANTS	20
Roscongress mobile app	20
Broadcasts of Forum events	20
Photo and video services	21
Holding press events	21
Roscongress photo bank.....	21
Internet access	21
SME cooperation	22
Arranging business meetings.....	23
Information and services points.....	23
ROSCONGRESS.ORG Information and Analytical System.....	23
Special status for Roscongress Foundation event participants.....	24
Cloakroom and luggage room.....	25
First aid.....	25
DINING	25
GENERAL INFORMATION	25
Currency and bank card transactions	25
Emergency procedures	26
Emergency services.....	26

ENTRY INTO RUSSIA FOR FOREIGN PARTICIPANTS

Documents required at the border

To avoid encountering any problems when crossing the border, all foreign participants arriving from abroad are required to bring the following documents:

If you **need** a visa to enter the Russian Federation

- ✓ a visa
- ✓ a valid passport
- ✓ a medical insurance policy valid in Russian Federation (if needed)

If you **do not need** a visa to enter the Russian Federation

- ✓ a valid passport
- ✓ a medical insurance policy valid in Russian Federation (if needed)

Participants are **not required** to present a PCR test result for entry to Russia.

How to apply for a visa?

If you need a visa to enter the Russian Federation, you can:

- 1) apply for a visa **by obtaining an invitation for foreign arrivals** (for all Forum participants)
- OR
- 2) apply for **an electronic visa** (available for citizens of 55 foreign countries)

VISA BY INVITATION FOR FOREIGN ARRIVALS

After submitting all the required documents, Forum participants can obtain a short-term, single-entry Russian visa for the period **from 19 September to 5 October 2024** at foreign consular offices of the Russian Federation on the day of their application.

Visa = invitation for foreign arrivals + list of documents

An invitation for foreign arrivals is not an invitation to the Russian Energy Week, but a separate document from the Forum organizers. The invitation for participants from foreign countries can be generated in the [Roscongress personal account](#) ('My events – REW – Event dashboard – Visa support').

Your personal information will be automatically uploaded from the [Roscongress personal account](#) to the document. You can manually add the city and country where you will be applying for your visa.

If you have found any mistakes or typos in your personal data in the application for participation, you can contact a Roscongress Foundation specialist to make changes to the personal data.

Download and print the invitation for foreign arrivals. Provide your Russian consular office with the invitation for foreign arrivals and the other required visa documents.

To receive a visa for entry into Russia, individuals in possession of an invitation must apply at the relevant foreign consular office of the Russian Federation. Information about the location of Russian consular offices can be found on the website of the [Ministry of Foreign Affairs of the Russian Federation](#).

E-VISA

Can be issued to citizens of 55 foreign countries:

Andorra, Austria, Bahrain, Belgium, Bulgaria, Cambodia, China, Croatia, Cyprus, Czech Republic, Denmark, Estonia, Finland, France, Germany, Greece, Hungary, Iceland, India, Indonesia, Iran, Ireland, Italy, Japan, Kuwait, Latvia, Liechtenstein, Lithuania, Luxembourg, Malaysia, Malta, Mexico, Monaco, Myanmar, Netherlands, North Korea, Northern Macedonia, Norway, Oman, Philippines, Poland, Portugal, Romania, San Marino, Saudi Arabia, Serbia, Singapore, Slovakia, Slovenia, Spain, Sweden, Switzerland, Taiwan, Turkey, Vatican City, Vietnam.

The unified electronic visa is a single-entry visa. The validity of the single electronic visa is **60 days** from the date of issue. The permitted period of stay in the Russian Federation on a single electronic visa is **not more than 16 days** from the day of entry within its validity period.

Applications may be submitted **not earlier than 40 days and no later than 4 days** before the expected date of entry into the Russian Federation.

The unified electronic visa is not free. Payment is made on the website of the [Ministry of Foreign Affairs of Russia](#) using bank cards connected to international payment systems (Visa, MasterCard, and etc.). No refunds will be issued regardless of the result of the application.

 electronic-visa.kdmid.ru

For more detailed information, see:

 ['Visa support'](#) section of the Forum website

ARRIVAL IN MOSCOW

By air

Sheremetyevo International Airport	Domodedovo International Airport	Vnukovo International Airport
 +7 (495) 578 6565	 +7 (495) 933 6666	 +7 (495) 937 5555
 svo.aero	 dme.ru	 vnukovo.ru

The journey time from any Moscow airport to the REW 2024 venue is approximately one hour (depending on the traffic).

To get from any airport to Moscow and back, you can use the Aeroexpress rail service:

- Domodedovo Airport: up to 50 min.
 - ✓ Paveletsky railway station (Paveletskaya metro station)
 - ✓ Verkhniye Kotly station (Moscow Central Circle)
- Vnukovo Airport: 35-40 min.
 - ✓ Kievsky railway station (Kievskaya metro station)
 - ✓ Aminyevskaya metro station
- Sheremetyevo Airport: up to 60 min.
 - ✓ Belorusskiy railway station (Belorusskaya metro station)
 - ✓ 'Bakovka', 'Begovaya', 'Kuntsevskaya', 'Nemchinovka', 'Rabochiy posyolok', 'Odintsovo', 'Okruzhnaya', 'Slavyansky Bulvar', 'Setun', 'Skolkovo', 'Testovskaya', and 'Fili' metro stations
 - ✓ MCD-1 trains
 - ✓ Okruzhnaya station (Moscow Central Circle)



aeroexpress.ru

By rail

Russian railways call centre:



+7 (800) 775 0000



info@rzd.ru



eng.rzd.ru

Hotel accommodation

Participants of the Russian Energy Week 2024 can book hotel rooms in Moscow at special rates.

Participants can go to the [RC Service website](#) for a list of suggested hotels and booking terms, as well as book a hotel.

Please book hotels in advance.

[SUGGESTED HOTELS](#)

Weather in Moscow

The average temperature in Moscow at the end of September is around +16 °C. On the days of the Forum, the air temperature can vary from +3 °C at night to +21 °C during the day, strong cold wind and rain are likely. We recommend Forum guests to keep warm clothing and an umbrella to hand.

FORUM VENUE

The events on the REW 2024 business programme will be held at the Manege Central Exhibition Hall ([1, Manezhnaya Ploshchad](#)).

The Manege Central Exhibition Hall is located in the centre of Moscow opposite Alexandrovsky Sad, a short walk away from the Moscow Kremlin, Red Square and the State Historical Museum.

In parallel with the Forum's main venue, Gostiny Dvor will host the industry's Exhibition of Equipment and Technologies for the Fuel and Energy Complex ([4, Ulitsa Ilyinka](#)).

There are several metro stations near the Forum venues: Teatralnaya, Okhotny Ryad, Kitay-Gorod Ploshchad Revolyutsii.

Location schemes for the Forum venues and accreditation point at the Museum of the Patriotic War of 1812, can be found in the 'Venue map' section of the official REW website.

Transport logistics

MANEGE CENTRAL EXHIBITION HALL

You can get Manege Central Exhibition Hall by car or by public transport.

Closest metro stations: Teatralnaya, Okhotny Ryad, Biblioteka Imeni Lenina.

Buses: E10, M1–M3, M6, M7, M9, H2, H11, C344 (Biblioteka Imeni Lenina metro station stop).

Paid parking:

Participants arriving by private car can make use of one of the following paid parking areas:

- Central parking area (3, Tverskaya Street)
- Four Seasons Hotel Moscow underground parking area (2, Ulitsa Okhotny Ryad)
- Parking areas: Theatre Square, Ulitsa Okhotny Ryad, Nikitsky Pereulok, Romanov Pereulok, Gazetny Pereulok, Bolshoy Kislovsky Pereulok

GOSTINY DVOR

The way from the metro stations to the Gostiny Dvor will take no more than 5 minutes on foot. From the metro you can get there by different routes.

Closest metro stations: Teatralnaya, Okhotny Ryad, Ploshchad Revolyutsii, and Kitay-gorod.

The entrance to the exhibition for visitors is from Ulitsa Ilyinka through entrances No. 4 and 5. Gostiny Dvor Atrium is equipped with ramps.

ACCESS TO THE FORUM VENUE



You must have an accreditation badge to enter the REW-2024 venue (Manege).

Upon presentation of the badge, participants can also visit the Exhibition of Equipment and Technologies for the Fuel and Energy Industry in the Gostiny Dvor.

How do I enter the Forum venue?

01. Pick up your badge.

We kindly ask that you collect your accreditation badge in advance at one of the accreditation points in Moscow. To pick up your badge, please check that you have uploaded all the necessary data to your [Roscongress personal account](#). Learn more in the '[Badge collection](#)' section.

02. Take a PCR test if you plan to visit the Manege on 26 September.

The badge will be active once you present a negative PCR test result for COVID-19. You do not need to take a PCR test to collect your badge. You can collect your badge and then take a PCR test or do it in the reverse order.

More information on proper testing timing, see in the '[PCR testing to enter the Manege on 26 September](#)' section.

03. Leave items prohibited at the venue at your accommodations.

Upon arrival, each participant will have to go through the access control procedure. You may be asked to turn on your phone or laptop and show other equipment that you brought to the venue.

Please carefully review the list of items prohibited on the event venue and pay attention to any exceptions.

04. Don't forget your passport.

Please don't forget to bring along an identifying document (passport) to the venue. You must present your passport at the entrance to the venue and keep it with you while you are located at the Forum venue.

Badge collection



The REW venue may only be accessed if you have an accreditation badge.

It is required for participants to have on hand their badge and identity document (passport) at all times while at the Forum venue. The badge is personalized and may not be transferred to third parties.

If the accreditation badge is lost or damaged, please go to the Help Desk or any accreditation stand.

WHAT DO I NEED TO CHECK BEFORE PICKING UP MY BADGE?

In the 'My events – Russian Energy Week 2024 – Event dashboard' section of the [Roscongress personal account](#) you should:

1. Confirm participation in the Forum

2. Enter your personal information in full in accordance with your passport

3. Upload a required photo for your badge:

- Colour photo against a light background
- Photo size – 480 × 640 pixels
- Photo format – JPG or JPEG
- Full-face photo with no headgear
- Your face must take up at least 70% of the photo

4. Upload a scanned copy of your passport (pages 2 and 3)

Tab 'My events – Russian Energy Week 2024 – Event dashboard – Personal information – Edit data'.

Please make sure that the scanned copy is legible and contains complete information about the data you gave when registering, including the series and number of the document, the issuing date, the issuing authority, and a photo.

Formats: JPG, JPEG, PDF, PNG.

5. Pay the participation fee

If you have forgotten your login and password, you can use the [login and password recovery function](#) on the Roscongress personal account login page or contact us by email: weboffice@roscongress.org.

If there have been any changes to a participant's ID since the application was completed, their personal data needs to be updated in the [Roscongress personal account](#) accordingly. If changes need to be made to fields that cannot be edited, a participant should inform Roscongress Foundation specialist whose contacts are indicated in the Roscongress personal account.



When issuing the badge, the accreditation operator checks the data specified in the application to ensure it matches the information in your identity document. **If the data does not match, the badge cannot be issued on the day you applied for it.**

HOW TO FIND OUT IF MY BADGE IS READY?

There are several ways to find out or be notified when a participant badge is ready:

- An email notification
- A notification in the participant's [Roscongress personal account](#)
- A call to the Forum information centre: +7 (495) 640 5844
- A call to a Roscongress Foundation specialist, whose contacts are indicated in the [Roscongress personal account](#) (on the right of the photo in the 'My events – REW 2024 – Event dashboard' tab)

HOW DO I PICK UP MY BADGE?

Badges may be collected **in person** (upon presentation of the identity document (passport), whose details are indicated in the [Roscongress personal account](#), and an original of personal data consent form) or **by a power of attorney**.

If a participant's badge is collected **by proxy**, the authorized person must present the following:

- Authorized person's passport
- Original standard power of attorney
- List of participants
- Copies of the passports of all participants to be accredited
- Originals of personal data consent forms

A personal data consent form, a power of attorney form, and an example of how to complete it are available for downloading in the '[Badge collection](#)' section of the Event website.

WHERE DO I PICK UP MY BADGE?

To avoid queues and other inconveniences when entering the Russian Energy Week venue, please pick up your badge **in advance** at the accreditation point in Moscow.

Point	Address	Date	Time
Museum of the Patriotic War of 1812	2/3, Ploshchad Revolyutsii	20–23 September	10:00–19:00
		24–25 September	10:00–23:00
		26–27 September	07:30–18:00
		28 September	07:30–16:00
Roscongress Foundation Accreditation Centre at the World Trade Center Moscow	12, Krasnopresnenskaya Naberezhnaya, entrance No. 7, 1st floor	24–25 September	10:00–21:00
		26 September	09:00–20:00
		27 September	09:00–16:00

PCR testing to access the Manege on 26 September

WHEN TO GET TESTED?



In order to access **the Manege Central Exhibition Hall on 26 September** all participants, media representatives and staff must take a PCR test for the COVID-19.

A PCR test is not needed:

- to access the Manege on 27 and 28 September
- to visit the Exhibition of Equipment and Technologies for the Fuel and Energy Industry

One PCR test must be taken **24 hours before visiting the Forum venue, starting from 08:00 on 25 September (GMT+3)**.

- ✓ The badge is activated automatically by a negative test result. The test result is valid for visiting the venue until the end of the Forum.
- ✓ Testing will be carried out only at the Forum's dedicated testing centres, which are provided by Rospotrebnadzor in Moscow
- ✓ Results will be provided within 24 hours, for the loop-mediated isothermal amplification (LAMP) method – 4 hours.
- ✓ PCR testing at dedicated Forum testing centres is strictly by appointment only.

HOW TO GET TESTED?

- 01.** Provide information about COVID-19 immunity in the [Roscongress personal account](#).
- 02.** Find your ID in the Roscongress personal account and keep it in mind or write it down.
- 03.** Sign up for PCR testing in the Roscongress personal account.
- 04.** Pay for PCR testing.
- 05.** Print, fill out and sign consent forms for medical intervention and to the processing of personal data.
- 06.** Provide your Forum participant ID (or show your badge) at the Forum testing centre or using the off-site testing

DATA REQUIRED FOR TESTING

1. Information about your immunity

In order to be admitted for PCR testing, all participants must provide information about their immunity in the [Roscongress personal account](#):

- information about COVID-19 vaccination status;
- information about previous coronavirus infection status;
- information about permanent residence and temporary addresses in Moscow during the Forum.

2. Forum participant ID

When taking a PCR test, you must provide your Forum participant ID. The ID is a participant's identification number in the [Roscongress personal account](#).

You can view your ID:

- on the badge (if it has already been received);
- in the 'Personal data' section of the Roscongress personal account next to the participant photo.

If a test is not associated with a participant ID, it will not be possible to send the test results to the Accreditation Centre in order to activate the badge to attend the event.

3. Consent forms for medical intervention and to the processing of personal data

You must print, fill out, sign consent forms for medical intervention and to the processing of personal data before visiting the testing centre and bring it with you. Both needed consent forms are available in the '[Documents required for testing](#)' section of the Forum website.

Consent for medical intervention for minors is filled out on behalf of the legal representative, so fill it out in advance.

WHERE TO GET TESTED?

Testing will be carried out only at the Forum's dedicated testing centres, which are provided by Rospotrebnadzor in Moscow.

The results of tests taken at other laboratories will NOT be accepted for access to the venue.

**REW 2024 TESTING CENTRES
IN MOSCOW**

BOOKING A TEST

PCR testing at dedicated Forum testing centres is strictly by appointment in the [Roscongress personal account](#) only. Please arrive at the time of your booking.

To book a PCR testing, go to the 'My events' section of the [Roscongress personal account](#) and choose 'REW 2024', then open the 'Event dashboard – PCR testing' tab. In the 'PCR testing – Book a test' section, choose the most convenient testing centre from the list and select a time slot.




Please note: in order to book a PCR testing you must

- fill in all the required fields of the questionnaire in the 'Data about immunity' section. Required fields are marked with an asterisk
- fill in contact information and E-mail. It is not necessary for participants to confirm the phone number

PAYMENT FOR PCR TESTING

PCR testing is to be paid for separately. Please do not forget to pay for your PCR test.

In order to pay for a test, you must provide the Forum participant ID of the person whose PCR test is being paid for.

How do I pay online via the Roscongress personal account?	<ol style="list-style-type: none">1. Go to the 'My events – REW 2024 – Event dashboard – COVID-19 – Payment for PCR testing' section of the Roscongress personal account.2. Provide medical intervention consent forms for medical intervention and to the processing of personal data).3. Click the 'Pay' button.4. Provide your ID or ID of the person whose PCR test is being paid for.5. Provide consent for personal data processing (tick the checkbox).6. Make the payment by card.7. Tick the field marked 'Get a receipt' and enter your email address in order to request a receipt. A receipt will be provided within 24 hours. <p>If the payment does not go through, please contact your bank. Payments are made in Russian roubles.</p>
How do I pay by cash?	<p>Several testing centres have cashpoints where you can pay for the test in cash or by bank card. Payments are made in Russian roubles.</p>
How do I pay by QR code?	<p>All testing centres have posters with a QR code and instructions for paying for testing.</p> <p>You can pay for testing in the testing centre by QR code. But you should know your ID Forum participant number.</p> <p>The transfer of funds takes some time. We recommend paying for testing in advance, before going to the PCR-testing point.</p>
How do I pay on behalf of a legal entity?	<ol style="list-style-type: none">1. Contact by phone or email:  +7 (916) 536 8111  +7 (916) 698 1820  forumren@fcgie.ru2. Sign the agreement on behalf of the legal entity.3. Provide the full names and IDs of the participant or participants whose tests are being paid for in the agreement.4. Make the payment. <p>Testing can only be carried out after the payment has been made in advance and in full.</p> <p>All agreements for PCR testing in all testing centres are signed with the Federal Budget-funded Healthcare Institution "Federal Centre for Hygiene and Epidemiology of the Federal Service for Surveillance on Consumer Rights Protection and Human Wellbeing".</p>

OFF-SITE PCR TESTING (VIP)

Should you have questions regarding off-site testing, please contact us using the information below.

- +7 (916) 698 1936
- +7 (985) 846 0012
- forumrenvip@fcgie.ru

Testing applications are accepted daily from 09:00 to 17:00 (Moscow time).

LAMP TESTING

Forum participants may test for COVID-19 by the [loop-mediated isothermal amplification \(LAMP\)](#) method.

Results are available within 4 hours.

To get tested, sign up using your [Roscongress personal account](#). From the list of testing centres, select those with the LAMP prefix.

At the testing centre, please inform the staff that you plan to be tested using the loop-mediated isothermal amplification method.

TESTING CENTRES

TEST RESULTS

Lab results will be provided within 24 hours.

Before going to the Forum venue, please make sure that your test result is negative and your badge is activated.

You can check the test result in the 'PCR testing – Test results' section in the [Roscongress personal account](#).

If you don't get the test result, you can find out information:

- by calling the Forum information centre at +7 (495) 640 5844
- by calling your Roscongress Foundation specialist

Access to the plenary session

Access to the plenary session is by special invitation and activated special pass only. An invitation will be sent by email. If you are invited to the plenary session, you must obtain a special access card in addition to your badge.

SPECIAL PASS DISTRIBUTION SCHEDULE

Point	Date	Time
Accreditation Centre 1 Museum of the Patriotic War of 1812 (2/3, Ploshchad Revolyutsii)	25 September	10:00–19:00

Manege Central Exhibition Hall, 1st floor,
to the left of the entrance
([1, Manezhnaya Ploshchad](#))

26 September

08:00–13:00

HOW TO OBTAIN A SPECIAL ACCESS CARD?

The special access card may be collected in person or by a third party (proxy).

Receiving the card **in person**, you must have your ID (passport) that is listed in the Roscongress personal account.

The special access card cannot be issued if the data in your Roscongress personal account is incorrect.

Receiving **by a third party**, the authorized person must present the following:

- The authorized person's passport
- A list of participants obtaining special access cards (in case the authorized person collects special access cards for several participants)
- Originals of participants' identity documents that are listed in the Roscongress personal account
- An original standard power of attorney

Power of attorney forms (on behalf of a physical person and on behalf of a legal entity) are available for downloading in the '[Access to the plenary session](#)' section of the Event website.

FORUM PROGRAMME

Business programme

The central theme of REW 2024 is 'Energy Cooperation in a Multipolar World'.

Forum comprises more than 40 events grouped into five main topics:

- 'International Agenda: Cooperation for Development'
- 'Sustainable Energy Development'
- 'Technology and Data as the Foundation of Leadership'
- 'Development of Russia's Fuel and Energy Industry Sector: Strategy and Regulation'
- 'Socially Oriented Fuel and Energy Industry'

A plenary session will be the main event of the Forum. **Access to the plenary session is by invitation only.**

The main programme will feature business breakfasts dedicated to the issues of development of the energy of a new day and the gold standard of exchange trading in the context of the Energy Strategy-2050. Russian Energy Week will conclude with the traditional Youth Day.

In addition, the international Global Energy Prize will be presented for outstanding research, scientific, and technical developments that help enhance the efficiency and environmental safety of energy sources on Earth in the interests of humanity.

As well as, an award ceremony will also be held for the winners of the international Energy of the Pen award, which aims to support journalists, observers, and experts who write about the most pressing issues in the modern energy industry, including the transformation of the global energy balance, the development of new technologies, and climate change.

The REW 2024 business programme will devote extensive attention to international cooperation. The 'International Agenda: Cooperation for Development' pillar will include a session on energy cooperation between Russia and Africa, a meeting of BRICS ministers of energy, the annual meeting of the BRICS Energy Research Platform, as well as a discussion of global trends in the industry.

SIMULTANEOUS INTERPRETING

The business programme events will feature simultaneous interpreting between Russian and English. Receivers for simultaneous interpreting are issued at the entrance to each hall hosting an event. In the plenary session hall, receivers for simultaneous interpreting are located in the pockets of the seats in front.

[VIEW THE LATEST VERSION OF THE PROGRAMME](#)

Youth Day

🕒 28 September

Youth Day at the Russian Energy Week International Forum is the main youth event of the Russian fuel and energy complex!

In 2024, the Youth Day will be held on 28 September and bring together more than 1,500 young professionals, students and schoolchildren, who will gather in Moscow to exchange experiences and ideas, as well as to summarize the results of their project activities in 2024 and shape the youth agenda of the fuel and energy complex for 2025.

The total number of persons included in one delegation is 25–30. This number can be increased by agreement with the Organizing Committee.

The Youth Day programme is designed for schoolchildren, students, young professionals, as well as the professional community of the industry. Participation formats for the management of universities, manufacturing companies and industry organizations are also provided.

Contacts for communication:

📞 +7 (499) 113-37-81

✉️ rusenergyweek@fondsmena.ru

3rd 'Territory of Energy Dialogue' Scientific and Practical Conference

🕒 25 September

📍 World Trade Center Moscow ([12, Krasnopresnenskaya Naberezhnaya](#))

The Russian Energy Week International Forum will hold the third **'Territory of Energy Dialogue' Scientific and Practical Conference**. It is organized by the Russian Energy Agency of the Ministry of Energy of Russia and the Roscongress Foundation with the support of the Ministry of Energy of the Russian Federation.

The panel discussions will be attended by representatives of companies from the fuel and energy sector and related industries, government authorities, scientific organizations and the expert community. They will discuss priority and critical technologies in the oil and gas, coal-fired heat and power industries, the optimal technological choice and conditions for its provision.

Another hot topic for discussion will be the use of digital technologies and artificial intelligence, as well as cybersecurity of energy systems.

Participation in the conference is free of charge if you register on the website.

 tedconf.ru

CULTURAL PROGRAMME

GALA CONCERT OF DANCER SERGEI POLUNIN FOR PARTICIPANTS OF THE RUSSIAN ENERGY WEEK

 26 September, 19:00

 The State Kremlin Palace

Access for participants is by ticket. You can pick up the tickets at the information and services point at the entrance to the Manege.

FORUM EXHIBITION

Forum partner presentation areas in Manege

The Russian Energy Week 2024 will feature presentations of the work carried out by Forum partners:

 Manege, 1st floor

- Charging Station Beri Zaryad
- Inter RAO
- Ministry of Energy of the Russian Federation
- Moscow City Government
- NOVATEK
- Rosatom
- Rosseti
- Transneft

 Manege, -2nd floor

- ICON Suit
- Charging Station Beri Zaryad
- Interactive stand of the REA of the Ministry of Energy of Russia

Exhibition of Equipment and Technologies for the Fuel and Energy Industry

📍 Gostiny Dvor Atrium, 1st floor ([4, Ulitsa Ilyinka, Moscow](#))

In parallel with the Forum's main venue, Gostiny Dvor will host the Exhibition of Equipment and Technologies for the Fuel and Energy Industry. More than 25 business events for engineering and technical staff of companies from all sectors of the fuel and energy complex will be held at the Exhibition venue.

Over the course of three days, leading manufacturers, equipment suppliers, and technology companies from all sectors of the fuel and energy complex will present promising projects, breakthrough achievements, innovative equipment, and advanced technologies to a wide audience of companies in industries specializing in the production, processing, transportation, delivery, and distribution of energy resources.

The Exhibition of Equipment and Technologies for the Fuel and Energy Industry is free to visit for participants of Russian Energy Week with their badge.



[VIEW THE EXHIBITION PROGRAMME](#)

Roscongress Foundation's 'Country's Human Potential' Ecosystem of Projects

🕒 26–28 September, 09:00–19:00

📍 Manege, –2nd floor

The Roscongress Foundation is developing **an ecosystem of its own social, educational, and youth projects, as well as the 'Country's Human Potential' initiatives.**

The Foundation's projects aim to support young people, establish an inclusive society, improve accessible education, organize career guidance and adaptation, and make it more efficient to find and hire talented specialists.

At the Russian Energy Week, the Foundation will present the 'Country's Human Potential' ecosystem of projects, including its new **'Country's Human Potential: Careers' project, where participating companies can post vacancies, and young specialists can find jobs and internships.**

Today, the 'Country's Human Potential' ecosystem of projects includes:

- The **'School Friend'** social project, which helps children and teenagers in difficult life situations: it helps them with adaptation and socialization, as well as mastering the school curriculum and preparing for exams.
- The **'RC Skills'** inclusive project, which offers new employment prospects to people with disabilities.
- **'RC-Commonwealth'** is a project to promote the Roscongress Foundation's social, educational, business, cultural, and other projects and initiatives in CIS countries.
- The **'Hunter's Day'** career project, which aims to solve the problem with understaffing in the regions and attract young specialists to local enterprises.
- The **'Dream Team'** consists of a team from the Roscongress Foundation's Participant Relations Directorate and is a full-fledged educational centre where hundreds of students and university graduates undergo training and internships every year. The Dream Team implements special training and career growth programmes, and has developed effective and modern training and a knowledge base using online courses on its own educational platform, KLUCH.PRO.
- **'Country's Human Potential: Careers'** is a technological space that provides opportunities to young professionals and university graduates without work experience. A chatbot provides information about vacancies and internships for young professionals without work experience, including for people with disabilities.

In the chatbot, applicants can find basic information about companies, vacancies, and internships in specific regions, industries, and selected professions. The 'People with Disabilities' section presents career programmes for people with disabilities.

'Country's Human Potential: Careers' offers:

- A chat bot with a database of numerous vacancies and internships being offered by the country's leading companies
- An opportunity for specialists without work experience to build a career
- Direct access for companies to proactive and motivated young people
- Career opportunities for people with disabilities.

The project's database of opportunities is constantly updated with vacancies and internships offered by leading Russian companies that take part in Roscongress Foundation events.

At the Russian Energy week, the project will be available to participants on a **touch panel** and also in the form of a convenient **chat bot** on the website career.roscongress.org and on Telegram at t.me/Country_Potential_bot.

All questions and suggestions about participation in the 'Country's Human Potential: Careers' project can be emailed to: potencial.strany@roscongress.org.

Detailed information is available on the website of the 'Country's Human Potential' ecosystem: projects.roscongress.org.

SERVICES FOR PARTICIPANTS

Roscongress mobile app



The Roscongress mobile app is an information, communication, and service platform for participants of all events organized by the Foundation.

The mobile app is available for downloading in the App Store and Google Play (search term: roscongress). All the app's functions and features are fully available after entering the Roscongress personal account login and password.

Key app features:

- Information on all Roscongress Foundation events
- Private and group chat features, enabling you to communicate with other Forum participants
- Access to the latest event programme
- Video broadcasts of business events
- Meeting scheduler
- Information on services
- Information on transport services and dining at the Forum venue
- Forum venue map

Broadcasts of Forum events

Live broadcasts of the plenary session and other REW 2024 business programme events can be viewed:

- In the '[Business programme](#)' section of the Forum website
- On the [event page](#) on the Roscongress Foundation website
- In the Roscongress mobile app

A live broadcast of the plenary session will also be available in English in conference hall D, and in Russian in conference hall C.

A broadcast archive following the event will be available on the Forum website and on the Roscongress Foundation website, subject to registration in the Roscongress personal account.

Photo and video services

Russian Energy Week 2024 participants can book photography and video recording of events at the Forum venue. The service is paid and can be ordered in advance in the [Roscongress personal account](#).

During the Forum, photography and videography can only be ordered if photographers/operators are available. Requests will be accepted **until 24 September 2024**.

 ['Photo and video services'](#) section on the Forum's website

Holding press events

Forum participants may reserve specially designated spaces at the REW venue to hold press events of any kind.

AREA	LOCATION
Signing ceremony and press point 1*	Manege, 1 st floor
Signing ceremony and press point 2*	Manege, -2 nd floor
Signing ceremony point 3	Manege, 1 st floor, press centre
Press point*	Gostiny Dvor,
Signing ceremony point	1 st floor, at the Amphitheatre conference hall

* Press points are free upon prior request.

For more detailed information about terms and conditions, contact:

 novikova@polylog.ru

 +7 (999) 674 1404

Contact person: **Tatyana Novikova**

 Media information and services point (Manege, 1st floor)

Roscongress photo bank

The Roscongress Foundation provides photography for all business programme events at REW, as well as at other events organized by the Foundation. Photographs are published at photo.roscongress.org in real time.

The photographs are available for viewing and free download in high resolution, and may be freely used, provided a reference to the Roscongress Foundation is included.

 photo.roscongress.org

Internet access

Internet access is available free of charge at the Forum venue.

Network name (SSID): **REW-2024**

To access the network, please follow the instructions on the authorization page when connecting to the network.

SME cooperation

The SME cooperation B2B service is a project implemented by the Roscongress Foundation with the aim of supporting small and medium-sized enterprises.

The service was enhanced in 2024 with the Business Partnership Platform section of the SME Digital Ecosystem. The platform brings Russian and foreign companies together with the aim of developing cooperation between businesses and industries, attracting investments, and exchanging technologies. The support is provided by JSC SME Corporation and the Roscongress Foundation. The service is free of charge and available to all users of the [Roscongress personal account](#).

What are the benefits of the service?

1. **Convenient format:** a networking platform register is formed through cooperation between suppliers and customers, and is continuously updated with the latest data. The register serves as an online shop window, providing a convenient search function for essential goods, services, suppliers, contractors, investors, and more.
2. **Foreign business contacts:** the SME networking platform not only offers unique goods and services sold in Russia's remote regions but also provides an opportunity to establish cooperation with foreign companies.
3. **Speed of getting into direct contact with decision-makers:** thanks to the well-established delegate-management mechanisms of the Roscongress Foundation team, participants of the SME networking platform can engage in negotiations at the Roscongress Foundation venues in a seamless "here and now" format, reducing the time and effort required to organize a meeting.

How can I become a member of the service?

1. You can apply in the [Roscongress personal account](#) (the 'SME Cooperation' tab) by filling in the participant's card according to the following pattern:
 - general information about the company;
 - information on the company's goods, services and projects;
 - information on the demand for the company's goods, services, and suppliers, the preparedness/willingness to enter new markets, etc.

The more information you provide about your offer and your needs, the higher your chances of finding customers, suppliers, and new sales channels. It will also boost your opportunities to offer your services, giving you a better chance to expand your business and strengthen your position in the market.

2. After entering your goods/services information, you can get acquainted with the goods/services cards already created and the goods/services needs of other companies.
3. The Goods and services information section provides company registers by category (non-food goods/food/services) based on the generated goods and services cards.

With their help, you will be able to:

- find the items you need by using the sorting function, and exchange contacts;
- communicate directly with decision-makers;
- schedule significant meetings at the Forum venue and discuss details of cooperation in the comfort of the business lounges.

Arranging business meetings

Participants can use the 'Day planner' section of the [Roscongress personal account](#) or the Roscongress mobile app to plan and arrange business meetings.

Scheduled meetings can be held both at the Forum venue, or elsewhere.

- If you wish to schedule a meeting, open the 'Day planner' section, then add a new event, select the type of event (Meeting), select the time and location, and add invitees from the list of Forum participants. Only participants who consented to their information being displayed will be visible. Consent is provided at the registration stage.
- Go to the 'Notifications' section to view invitations from other participants.

PERSONAL EVENT SCHEDULE

Participants can use the 'Day planner' section in the Roscongress mobile app to create a personal event schedule.

If there is an event on the Forum programme you wish to add to your schedule, go to the 'Programme' section, select the event of interest, and add it to your Day planner.

If you wish to set up a notification in your personal schedule, go to the Day planner, create a new event, and select the type of event as a reminder.

Information and services points

- 📍 Manege (1st floor, -2nd floor)
- 📍 Accreditation point at the Museum of the Patriotic War of 1812 ([2/3, Ploshchad Revolyutsii](#))
- 📍 Gostiny Dvor (1st floor)

At information and services points, participants can receive information on the Forum programme, available services, and directions around the REW venue and other sites, as well as:

- copy and print documents
- charge mobile devices (Manege, entrance area)
- learn about things lost and found at the venue
- record information on electronic media
- carry out a business trip registration (Manege, entrance area)

ROSCONGRESS.ORG Information and Analytical System

The Roscongress Information and Analytical System is a unique Roscongress Foundation knowledge base.

The Roscongress IAS provides quick and easy access to all resources related to major business events in Russia that are organized by the Roscongress Foundation.

Features of the interactive knowledge base:

- descriptions of **6,000** sessions across more than **280** topics covering global and national development;
- talks, interviews, and insights from more than **20,000** speakers and experts;
- research studies, articles, analytical digests, and expert reviews.

Participants and all visitors to the ROSCONGRESS.ORG website have a range of services at their disposal:

- **Summary:** analytical summaries of key discussions, including overviews of conclusions, objectives, and solutions.
- **Analytical digests:** a selection of analytical materials dedicated to important comprehensive studies on the business agenda of the forums.
- **Video broadcasts of business programme events** and the broadcast archive. Broadcasts are available in the 'Programme' section of the Events' websites.
- **Search video broadcasts:** a feature enabling the user to search for information of interest within videos of events.
- **Base of the Foundation speakers and experts:** the main information about the participants of the events, their bright statements.
- **Official business directory of the portal.**
- **The Roscongress Blog:** interviews with famous people from the world of culture, sport and science, fascinating stories about the cities and regions in which congresses are held, and articles about the lifestyles of businesspeople.

Participants are able to use unique services and appreciate the advantages of the ROSCONGRESS.ORG Information and Analytical System in their mobile phones, tablets and computers.

 roscongress.org

Special status for Roscongress Foundation event participants

Companies with Special Status are included in the ROSCONGRESS.ORG Information and Analytical System's business catalogue (Companies section). Strengthen your company's brand and unlock its potential by joining an authoritative portal's ecosystem.

Benefits of being published in the Companies section:

- The creation of a separate company webpage in the ROSCONGRESS.ORG business catalogue
- Information published about the company, including activities, history, and areas of expertise
- The ability to publish analytical materials and expert commentaries*
- The ability to take advantage of the Roscongress Foundation's marketing capabilities
- Strengthen participants' online presence
- Raise brand awareness and visibility of the company's senior executives and experts
- Have your company associated with the country's biggest events.

* Materials must not contain information aimed at either promoting the company or its goods and services for advertising purposes.

Take a leadership approach to progress and advancement!

Take advantage of the resources offered on ROSCONGRESS.ORG. Benefit from a wealth of expert information and share experience on analytics and artificial intelligence.

Get your expertise, experience, ideas and innovations noticed by the Roscongress Foundation website's target audience.

 roscongress.org/company

Cloakroom and luggage room

- 📍 Manege, –1st floor
- 📍 Gostiny Dvor, 1st floor

First aid

- 📍 Manege, 1st floor
- 📍 Gostiny Dvor, 1st floor

Ambulances will be stationed at the Manege and Gostiny Dvor for the duration of Russian Energy Week.

DINING

Free dining in the format of coffee break (tea, coffee, light refreshments) is provided for REW participants.

- 📍 Manege, –1st and –2nd floor

At the Exhibition of Equipment and Technologies for the Fuel and Energy Complex in Gostiny Dvor, two cafes will be open for Forum participants **on a paid basis**.

GENERAL INFORMATION

Currency and bank card transactions

CURRENCY EXCHANGE

Please note the following currency exchange restrictions in the Russian Federation:

- only USD and EUR cash can be freely exchanged for RUB cash
- you must present your ID (passport) for transactions over RUB 40,000
- there is NO exchanging non-cash currency for RUB cash using Mastercard or Visa bank cards issued outside of Russia. It is also not possible to withdraw RUB cash from these cards

Follow currency exchange updates on the official website of the Bank of Russia at website: cbr.ru.

BANK CARDS

Given the existing restrictions on the use of foreign bank cards in Russia, **we recommend that you carry cash with you** for the entire duration of the Forum.

Cards of the Mir and UnionPay payment systems work in Russia without restrictions in any currency. Participants are encouraged to apply for a card or bring with them an existing card of any of these payment systems, if possible.

Please note that UnionPay has started its operations in Russia relatively recently. Therefore, cards of this payment system may occasionally malfunction.

Emergency procedures

The Forum venue is furnished with modern safety equipment, including video surveillance and fire extinguishing systems.

In case of evacuation announcement, participants should:

- Keep calm and follow instructions of the Forum staff, the police and other persons responsible for maintaining public order and fire safety as well as the voice alarm instructions
- Not interfere with rescue personnel, police and transport operations
- Leave the venue according to the evacuation plans and follow the exit signs
- Give way to vehicles with sound and light signalling devices

We ask you to immediately report smoke, fire or any suspicious objects by dialling **112** on your mobile device and notify the Forum staff.

Emergency services

Rescue service (for mobile phone users): 112

Fire brigade: 101 (from mobile phones), 01

Police: 102 (from mobile phones), 02

Ambulance: 103 (from mobile phones), 03

Free city information: +7 (495) 777 7777

This information is valid as of 23 September 2024. The latest information about the Forum can be found on the official website (rusenergyweek.com).